



Floor scale KERN BFN



Stainless steel weighing bridge with screwed-on weighing plate (IP68) and stainless steel display device (IP65), with EC type approval [M]

Features

- Tough industry standard suitable for use in harsh industrial applications
- Weighing plate screwed on from the top with stainless steel screws, so it's easy to remove, hygienic and easy to clean
- **1** Weighing bridge: stainless steel, extremely resistant to bending due to material thickness, 4 welded stainless steel load cells, dust and spray protection IP68. Weighing bridge can also be delivered as component without the display device, for details see KERN KFD-V40.
- Your support in a HACCP-compliant quality system
- Easy levelling of the weighing bridge as well as access to the junction box from above
- **2** Display device: Stainless steel, protection against dust and water splashes IP65, for industrial applications, hygienic and easy to clean, integrated power supply. The display device can also be delivered as a component without the weighing bridge, for details see KERN KFN-TM
- Benchtop stand incl. wall mount for display device as standard

- Totalising of weights and piece counts
- Internal rechargeable battery pack included with delivery
- Did you know? Our floor scales are delivered in a robust wooden box. This protects the high-quality weighing technology from environmental influences and stresses during transportation. KERN – always one step ahead

Technical data

- Large backlit LCD display, digit height 52 mm
- Dimensions of display device W×D×H 266×165×96 mm
- Cable length of display device approx. 5 m
- Weighing plate dimensions W×D×H **A** 1000×1000×90 mm, **B** 1500×1250×95 mm
- Permissible ambient temperature -10 °C/40 °C

Accessories

- **3** Stand to elevate display device, height of stand approx. 800 mm, KERN YKP-02
- Pair of base plates to fix the weighing bridge to the floor, KERN BFN-A03

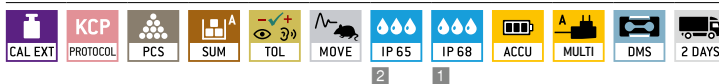
- **4** Ascending ramp, stainless steel, not included, for models with weighing plate size **A** KERN BFN-A05 **B** KERN BFN-A01
- **5** Stable pit frame, Stainless Steel, for models with weighing plate size **A** KERN BFN-A06 **B** KERN BFN-A02
- Bluetooth data interface, must be ordered at purchase, KERN KFB-A03
- Analogue module, 0–10 V: KERN KFB-A04 4–20 mA: KERN KFB-A05
- Internal rechargeable battery pack, operating time up to 35 h without backlight, charging time approx. 12 h, KERN GAB-A04
- RS 232 data interface including interface cable 1,5 m, must be ordered at purchase, KERN KFN-A01
- Cable with special length 15 m, between display device and platform, for verified models which must be ordered at the time of purchase, KERN BFB-A03
- Further details, plenty of further accessories and suitable printers see Accessories

Note: For verified scales the weighing bridge must be fixed to the floor. Optionally, with an access ramp, a footplate pair or a pit frame

1 Shipment via freight forwarder. Please ask for dimensions, gross weight, shipping costs

Optionally configurable with IP68 display device on request, details see chapter 13

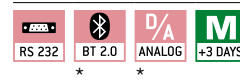
STANDARD



OPTION



FACTORY



Model	Weighing capacity [Max] kg	Readability = Verification value [d] = [e] kg	Minimal load [Min] kg	Net weight approx. kg	Weighing plate	Option		
						Verification	DAkkS Calibr. Certificate	
KERN						M		DAkkS
BFN 600K-1SM	600	0,2	4	100	A	KERN 965-230		KERN 963-130
BFN 1T-4SM	1500	0,5	10	100	A	KERN 965-230		KERN 963-130
BFN 1.5T0.5M	1500	0,5	10	145	B	KERN 965-230		KERN 963-130
BFN 3T-3M	3000	1	20	150	B	KERN 265-232		KERN 963-132

Note: For applications that require verification, please order verification at the same time, initial verification at a later date is not possible. Verification at the factory, we need to know the full address of the location of use.

* Not possible in combination with RS 232 data interface

Pictograms

Internal adjusting: Quick setting up of the balance's accuracy with internal adjusting weight (motordriven)	KERN Communication Protocol (KCP): It is a standardized interface command set for KERN balances and other instruments, which allows retrieving and controlling all relevant parameters and functions of the device. KERN devices featuring KCP are thus easily integrated with computers, industrial controllers and other digital systems	Suspended weighing: Load support with hook on the underside of the balance
Adjusting program CAL: For quick setting up of the balance's accuracy. External adjusting weight required	GLP/ISO log: The balance displays serial number, user ID, weight, date and time, regardless of a printer connection	Battery operation: Ready for battery operation. The battery type is specified for each device
Easy Touch: Suitable for the connection, data transmission and control through PC or tablet.	GLP/ISO log: With weight, date and time. Only with KERN printers.	Rechargeable battery pack: Rechargeable set
Memory: Balance memory capacity, e.g. for article data, weighing data, tare weights, PLU etc.	Piece counting: Reference quantities selectable. Display can be switched from piece to weight	Universal plug-in power supply: with universal input and optional input socket adapters for A) EU, CH, GB; B) EU, CH, GB, USA; C) EU, CH, GB, USA, AUS
Alibi memory: Secure, electronic archiving of weighing results, complying with the 2014/31/EU standard.	Recipe level A: The weights of the recipe ingredients can be added together and the total weight of the recipe can be printed out	Plug-in power supply: 230V/50Hz in standard version for EU, CH. On request GB, USA or AUS version available
Data interface RS-232: To connect the balance to a printer, PC or network	Recipe level B: Internal memory for complete recipes with name and target value of the recipe ingredients. User guidance through display	Integrated power supply unit: Integrated in balance. 230V/50Hz standard EU. More standards e.g. GB, USA or AUS on request
RS-485 data interface: To connect the balance to a printer, PC or other peripherals. Suitable for datatransfer over large distances. Network in bus topology is possible	Totalising level A: The weights of similar items can be added together and the total can be printed out	Weighing principle: Strain gauges: Electrical resistor on an elastic deforming body
USB data interface: To connect the balance to a printer, PC or other peripherals	Percentage determination: Determining the deviation in % from the target value (100 %)	Weighing principle: Tuning fork: A resonating body is electromagnetically excited, causing it to oscillate
Bluetooth* data interface: To transfer data from the balance to a printer, PC or other peripherals	Weighing units: Can be switched to e.g. nonmetric units. See balance model. Please refer to KERN's website for more details	Weighing principle: Electromagnetic force compensation: Coil inside a permanent magnet. For the most accurate weighings
WiFi data interface: To transfer data from the balance to a printer, PC or other peripherals	Weighing with tolerance range: (Checkweighing) Upper and lower limiting can be programmed individually, e.g. for sorting and dosing. The process is supported by an audible or visual signal, see the relevant model	Weighing principle: Single cell technology: Advanced version of the force compensation principle with the highest level of precision
Control outputs (optocoupler, digital I/O): To connect relays, signal lamps, valves, etc.	Hold function: (Animal weighing program) When the weighing conditions are unstable, a stable weight is calculated as an average value	Verification possible: The time required for verification is specified in the pictogram
Analogue interface: to connect a suitable peripheral device for analogue processing of the measurements	Protection against dust and water splashes IPxx: The type of protection is shown in the pictogram.	DAKkS calibration possible (DKD): The time required for DAKkS calibration is shown in days in the pictogram
Interface for second balance: For direct connection of a second balance		Factory calibration (ISO): The time required for Factory calibration is shown in days in the pictogram
Network interface: For connecting the scale to an Ethernet network		Package shipment: The time required for internal shipping preparations is shown in days in the pictogram
		Pallet shipment: The time required for internal shipping preparations is shown in days in the pictogram

*The Bluetooth® word mark and logos are registered trademarks owned by Bluetooth SIG, Inc. and any use of such marks by KERN & SOHN GmbH is under license. Other trademarks and trade names are those of their respective owners.

KERN – Precision is our business

To ensure the high precision of your balance KERN offers you the the appropriate test weight in the international OIML error limit classes E1-M3 from 1 mg - 2500 kg. In combination with a DAKkS calibration certificate the best pre-requisite for proper balance calibration.

The KERN DAKkS calibration laboratory today is one of the most modern and best-equipped DAKkS calibration laboratories for balances, test weights and force-measurement in Europe.

Thanks to the high level of automation, we can carry out DAKkS calibration of balances, test weights and force-measuring devices 24 hours a day, 7 days a week.

Range of services:

- DAKkS calibration of balances with a maximum load of up to 50 t
- DAKkS calibration of weights in the range of 1 mg - 2500 kg
- Volume determination and measuring of magnetic susceptibility (magnetic characteristics) for test weights
- Database supported management of checking equipment and reminder service
- Calibration of force-measuring devices
- DAKkS calibration certificates in the following languages DE, EN, FR, IT, ES, NL, PL
- Conformity evaluation and reverification of balances and test weights

Your KERN specialist dealer: