

NEW



Professional Shore hardness tester

Features

- **Shore A, 0 and D** to measure the hardness of plastics through penetration measurement
- **Shore A** rubber, elastomers, neoprene, silicone, vinyl, soft plastics, felt, leather and similar material
- **Shore 0** foam, sponge
- **Shore D** plastics, formica, epoxides, plexiglass etc.
- **Internal memory** for up to 500 measurements
- Delivered in a hard carrying case
- Particularly recommended for internal comparison measurement. Standard calibrations e. g. to DIN 53505 are often not possible because of very narrow standard tolerances
- Can be attached to the test stands TI-A0L (for Shore A and A0), TI-DL (for Shore D) to improve measuring uncertainty
- Large display with backlight
- Selectable: AUTO-OFF function or continuous operation, charge indicator

Technical data

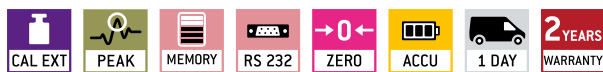
- Tolerance: 1 % of [Max]
- Overall dimensions WxDxH mm
- Net weight approx. 173 g
- Permissible ambient temperature 0 °C / 50 °C
- Transfer via RS-232 to the PC, e.g. to Microsoft Excel
- Measuring frequency: 30 display updates per minute

Accessories































- **Software** interface cable included, SAUTER ATC-01
- **1 7 hardness comparison plates** for Shore A, tolerance up to  $\pm 2$  H, SAUTER AHBA-01
- **2 3 hardness comparison plates** for Shore D, tolerance up to  $\pm 2$  HD, SAUTER AHBD-01
- **Optional ISO calibration of the comparison plates**, SAUTER 961-170
- **Test stand** for HDA and HDO, SAUTER TI-A0L
- **Test stand** for HDD, SAUTER TI-DL

STANDARD

OPTION



Model	Hardness type	Measuring range	Readout
<b>SAUTER</b>		[Max]	[d]
<b>HDA 100-1.</b>	Shore A	100 HA	0,1 HA
<b>HDO 100-1.</b>	Shore A0	100 H0	0,1 H0
<b>HDD 100-1.</b>	Shore D	100 HD	0,1 HD

	<b>Adjusting program (CAL):</b> For quick setting of the balance's accuracy. External adjusting weight required.		<b>Data interface Infrared:</b> To transfer data from the balance to a printer, PC or other peripheral devices.		<b>Battery operation:</b> Ready for battery operation. The battery type is specified for each device.
	<b>Calibration block:</b> standard for adjusting or correcting the measuring device.		<b>Control outputs (optocoupler, digital I/O):</b> to connect relays, signal lamps, valves, etc.		<b>Rechargeable battery pack:</b> rechargeable set.
	<b>Peak hold function:</b> capturing a peak value within a measuring process.		<b>Analogue interface:</b> to connect a suitable peripheral device for analogue processing of the measurements.		<b>Mains adapter:</b> 230V/50Hz in standard version for EU. On request GB, AUS or USA version available.
	<b>Scan mode:</b> continuous capture and display of measurements.		<b>Statistics:</b> using the saved values, the device calculates statistical data, such as average value, standard deviation etc.		<b>Power supply:</b> Integrated, 230V/50Hz in EU. More standards e.g. GB, AUS or USA on request.
	<b>Push and Pull:</b> the measuring device can capture tension and compression forces.		<b>PC Software:</b> to transfer the measurements from the device to a PC.		<b>Motorised drive:</b> The mechanical movement is carried out by a motorised drive.
	<b>Length measurement:</b> captures the geometric dimensions of a test object or the movement during a test process.		<b>Printer:</b> a printer can be connected to the device to print out the measurements.		<b>Fast-Move:</b> the total length of travel can be covered by a single lever movement.
	<b>Focus function:</b> increases the measuring accuracy of a device within a defined measuring range.		<b>GLP/ISO record keeping:</b> of measurements with date, time and serial number. Only with SAUTER printers.		<b>ISO Calibration:</b> The time required for ISO calibration is shown in days in the pictogram.
	<b>Internal memory:</b> to save measurements in the device memory.		<b>Measuring units:</b> Weighing units can be switched to e.g. non-metric at the touch of a key. Please refer to website for more details.		<b>Package shipment:</b> The time required for internal shipping preparations is shown in days in the pictogram.
	<b>Data interface RS-232:</b> bidirectional, for connection of printer and PC.		<b>Measuring with tolerance range:</b> Upper and lower limiting can be programmed individually, e.g. for sorting and dosing.		<b>Pallet shipment:</b> The time required for internal shipping preparations is shown in days in the pictogram.
	<b>Data interface USB:</b> To connect the balance to a printer, PC or other peripheral devices.		<b>ZERO:</b> Resets the display to "0".		<b>Warranty:</b> The warranty period is shown in the pictogram.

Your SAUTER specialist dealer: