

Drying Incubators
Sterilization
Convection Ovens
Water Baths



Incubators



Convection Ovens



Water Baths



Ovens

Incubators and Ovens with new controller for each application

The new Incubator and ovens from Phoenix Instrument consists of two versions, Basic and professional. The two different controllers allow an easy setting of all operating parameters and optimal temperature control. The large backlit display clearly shows in every moment the temperature set and that one inside as well as other parameters. The introduction of user friendly icons makes interpretation of the functions and commands extremely intuitive. Moreover the limited number of adjustment keys ensures operability very simple and intuitive. All our instruments are environmental-friendly with reduced power consumption and improved protection. All instruments will be supplied with a calibration report.



Basic

- Wide backlit LCD display
- Easy to read Icons
- Timer and continuous function
- Visual and sound alarm
- Fan speed control
- Program start delay
- Safety temperature for sample protection



Professional

- 7 programs x 10 steps
- Wide backlit LCD display
- Easy to read Icons
- Visual and sound alarm
- Fan speed control
- Repeatable working cycles
- Safety temperature for sample protection
- Program start delay
- Safety temperature for sample protection

Natural convection oven

from +5 °C up to +300 °C

deal for everyday use in the processes of drying and sterilization, the natural convection ovens are characterized by a high load capacity and by the accurate temperature control.

The possibility to heat the samples up to 300 °C allows any type of sterilization process. The minimum heating times, the heating power properly dimensioned and the perfect tightness of the seals, ensure low energy consumption in every application.

All products available
as Basic- or Professional- Model



TIN-TN30



TIN-TN200

Please find accessories on last page

Technical data	TIN-TN30	TIN-TN50	TIN-TN115	TIN-TN200
Volume	30 Liters	50 Liters	115 Liters	200 Liters
Max. Temperature/Resolution	+200/0,1 °C	+300/0,1 °C	+300/0,1 °C	+300/0,1 °C
Temp. homogeneity at 150 °C	±3,5 °C	±3,5 °C	±3,5 °C	±4 °C
Temperature variation at 150 °C	±0,5 °C	±0,5 °C	±0,5 °C	±0,7 °C
Heating up time at 150 °C (min)	14	16	18	20
Timer	99:59 / continous	99:59 / continous	99:59 / continous	99:59 / continous
Int. Dimension (WxHxD) in mm	320 x 320 x 285	400 x 420 x 330	520 x 495 x 450	650 x 640 x 495
No. of shelves (standard/max)	2/4	2/5	2/6	2/9
Min. distance between shelves	50 mm	50 mm	50 mm	50 mm
Max. load of shelves (kg)	10	15	20	20
Voltage/Power	230 V / 700 W	230 V / 1000 W	230 V / 1900 W	230 V / 2100 W
Ext. Dimension (WxHxD) in mm	460 x 660 x 530	660 x 630 x 470	790 x 750 x 600	915 x 905 x 600
Weight (kg)	40	53	74	103
Safety class	3,1	3.1	3.1	3.1

Forced air oven
from +10 °C up to +300 °C

The forced air ovens TIN-TF 50, -TF 120, -TF 200 and -TF 400 control very efficiently the temperature starting from 10 °C above ambient temperature up to 300 °C. The PID controller, with wide backlit color display, clearly shows in every moment the temperature set and that one inside as well as other parameters.

The forced air circulation, adjustable in three levels (High, Medium, Low), guarantees a perfect air replacement and homogeneity of temperature in every parts of the chamber. A through hole of 5 mm diameter supplied as standard on the top side of the oven permits to introduce an external probe for the check or certification of the temperature.

*All products available
as Basic- or Professional- Model*



TIN-TF50



TIN-TF200



TIN-TF400

Please find accessories on last page

Technical data	TIN-TF50	TIN-TF120	TIN-TF200	TIN-TF400
Volume	50 Liters	120 Liters	200 Liters	400 Liters
Max. Temperature/Resolution	+300/0,1 °C	+300/0,1 °C	+300/0,1 °C	+300/0,1 °C
Temp. homogeneity at 150 °C	±2%	±2%	±2%	±2%
Temperature variation at 150 °C	±0,3 °C	±0,3 °C	±0,4 °C	±0,5 °C
Heating up time at 150 °C (min)	20	24	30	50
Timer	99:59 / continous	99:59 / continous	99:59 / continous	99:59 / continous
Int. Dimension (WxHxD) in mm	400 x 415 x 310	520 x 530 x 435	645 x 650 x 495	1000 x 800 x 500
No. of shelves (standard/max)	2/5	2/7	2/9	2/10
Min. distance between shelves	50 mm	50 mm	50 mm	50 mm
Max. load of shelves (kg)	15	20	20	20
Voltage/Power	230 V / 980 W	230 V / 1900 W	230 V / 2400 W	230 V / 3200 W
Ext. Dimension (WxHxD) in mm	665 x 635 x 570	785 x 750 x 690	920 x 870 x 755	1260 x 1060 x 750
Weight (kg)	54	74	103	160
Safety class	3.1	3.1	3.1	3.1

Natural convection incubators

from +5 °C up to 70 °C

The organic materials used in the typical laboratory application require a constant and gentle heating. The temperature distribution in the incubators is obtained without forced air circulation but using only the natural convection, which does not stress the sample and allows its uniform growth.

The wide door glass window allows a constant check of the status of the samples inside the chamber without opening the door, thereby avoiding unnecessary heat loss and temperature changes.

All products available
as Basic- or Professional- Model



TIN-IN16



TIN-IN35



TIN-IN55

Please find accessories on last page

Technical data	TIN-IN16	TIN-IN35	TIN-IN55
Volume	16 Liters	35 Liters	55 Liters
Max. Temperature/Resolution	+70/0,1 °C	+70/0,1 °C	+70/0,1 °C
Temp. homogeneity at 37 °C	±0,4 °C	±0,4 °C	±0,5 °C
Temperature variation at 37 °C	±0,3 °C	±0,3 °C	±0,3 °C
Heating up time at 37 °C (min)	18	22	25
Timer	99:59 / continous	99:59 / continous	99:59 / continous
Int. Dimension (WxHxD) in mm	270 x 230 x 255	360 x 300 x 320	400 x 360 x 385
No. of shelves (standard/max)	2/6	2/6	2/5
Min. distance between shelves	25 mm	30 mm	50 mm
Max. load of shelves (kg)	5	7,5	10
Voltage/Power	230 V / 85 W	230 V / 125 W	230 V / 250 W
Ext. Dimension (WxHxD) in mm	505 x 370 x 400	595 x 440 x 460	635 x 500 x 545
Weight (kg)	23	33	42
Safety class	2	2	2

Natural convection Incubators
with higher volumes

Incubators with higher volume, thanks to the optimal placing of the heating elements, ensure high performance in homogeneity and stability of temperature and the proper incubation of the samples.

The difference from the smaller models is the presence of the double door, with the inner glass full-width, which ensures a perfect observation of the samples in the chamber without unnecessary heat losses.



Double Door

Please find accessories on last page

Technical data	TIN-IN120	TIN-IN200
Volume	120 Liters	200 Liters
Max. Temperature/Resolution	+70/0,1 °C	+70/0,1 °C
Temp. homogeneity at 37 °C	±0,5 °C	±0,5 °C
Temperature variation at 37 °C	±0,3 °C	±0,3 °C
Heating up time at 37 °C (min)	30	35
Timer	99:59 / continuous	99:59 / continuous
Int. Dimension (WxHxD) in mm	520 x 460 x 500	610 x 600 x 575
No. of shelves (standard/max)	2/7	2/9
Min. distance between shelves	50 mm	50 mm
Max. load of shelves (kg)	10	10
Voltage/Power	230 V / 350 W	230 V / 600 W
Ext. Dimension (WxHxD) in mm	755 x 610 x 645	850 x 755 x 710
Weight (kg)	61	77
Safety class	2	2

Water Bath

from RT+5 °C over room temperature to +100 °C

The waterbaths are generally used in the laboratory to maintain the temperature of the samples constant. The waterbaths WB series, thanks to the maximum operating temperature of 100°C, meet the different needs of operators and therefore allow them to be used in numerous applications.

The model WB 22 pump ensures a faster and more uniform temperature distribution due to the recirculation pump which is equipped.



with rackTIN-1001822
(max. capacity 4 pcs.)

Please find accessories on last page

Technical data	WB-12	WB-22	WB-22-P
Volume	12 Liters	22 Liters	22 Liters
Max. Temperature/Resolution	+100/0,1 °C	+100/0,1 °C	+ 85/0,1 °C
Temp. homogeneity at 37 °C	±0,5 °C	±0,5 °C	±0,2 °C
Temperature variation at 37 °C	±0,1 °C	±0,1 °C	±0,1 °C
Timer	99:59 / continuous	99:59 / continuous	99:59 / continuous
Overheat control	yes	yes	yes
Int. Dimension (WxHxD) in mm	390 x 220	490 x 290	490x 290
Min. height with hud closed in mm	150	150	150
Voltage/Power	230 V / 300 W	230 V / 1100 W	230 V / 1100 W
Ext. Dimension (WxHxD) in mm	480 x 375 x 310	680 x 395 x 310	680 x 395 x 310
Maximum capacity	4 Modules	8 Modules	8 Modules
Weight (kg)	12	18	19
Safety class	2	2	2

Accessories

For Ovens

TIN-1000142	Steel wire shelf for TN 30
TIN-1000192	Steel holed platform for TN 30
TIN-1000102	Steel wire shelf for TN 50 / TF 50
TIN-1000152	Steel holed platform for TN 50 / TF 50
TIN-1000112	Steel wire shelf for TN 115 / TF 120
TIN-1000162	Steel holed platform for TN 115 / TF 120
TIN-1000122	Steel wire shelf for TN 200 / TF 200
TIN-1000172	Steel holed platform for TN 200 / TF 200
TIN-1000132	Steel wire shelf for TF 400
TIN-1000182	Steel holed platform for TF 400
TIN-1001172	Wheels for Model 200/400, Set (4 pcs.)

For Water Baths

TIN-1001802	Rack 1 for tubes Ø 13 mm / 20 positions
TIN-1001812	Rack 2 for tubes Ø 18 mm / 20 positions
TIN-1001822	Rack 3 for tubes Ø 31 mm / 5 positions
TIN-1001842	Rack 4 for tubes Ø 56 mm / 8 positions (biberon)
TIN-1001852	Rack 5 for blood bags / 5 positions

For Incubators


TIN-1001112	Steel wire shelf for IN 16
TIN-1001122	Steel wire shelf for IN 35
TIN-1001132	Steel wire shelf for IN 55
TIN-1001142	Steel wire shelf for IN 120
TIN-1001152	Steel wire shelf for IN 200
TIN-1001172	Wheels for IN200 Set (4 pcs.)



Steel wire shelf and holed platform



WB-12: equipped with 4 Modules




WB-12

WB-22 and WB-22-P

Maximum modules in place



TIN-1001822




TIN-1001802



TIN-1001812



TIN-1001822



TIN-1001842



TIN-1001852

In addition to Water Baths, Incubators, Ovens Phoenix Instrument also offers Rotary Evaporator, Balances, Centrifuges, Liquid Handling, Stirrer, Mixer, Shakers, pH- and conductivity meter

